



## EXPLANATION OF THE TEST

Asan Easy Test® CCV/CPV is a chromatographic immunoassay kit for rapid and qualitative detection of canine coronavirus (CCV) and canine parvovirus (CPV) infection from feces specimen of dog. A nitrocellulose membrane is immobilized with monoclonal antibodies against the CCV and CPV antigens. Another anti-CCV Ag-monoclonal and anti-CPV Ag-monoclonal antibodies are conjugated to colloidal gold particles. These conjugates are placed on a polyester pad as a conjugate pad. This test is aimed to the detection of CCV and CPV antigens either in stool (feces) or in virus-cultured supernatant. When the device is loaded with assay buffer containing specimens, the solubilized conjugate migrates with the sample by passive diffusion and both the conjugate and sample come into contact with the anti-CCV and anti-CPV Ag antibodies that it adsorbed onto the nitrocellulose. The result is visible within 10 minutes in the form of a red or purple line on the test line (T1; CCV Ag, T2; CPV Ag) regions of the device. The solution continues to migrate to encounter a control reagent that binds a control conjugate, thereby producing a second red line on the control line (C) area.

## MATERIALS PROVIDED

Asan Easy Test® CCV/CPV contains the following components(10Test/Kit) :

1. Test devices individually foil-pouched with a desiccant : 10units
2. Assay solution in tube(1 mL/tube) : 10units
3. Disposable dropper : 10units
4. Sterilized swab : 10units
5. Instruction manual for use : 1sheet

## PRECAUTIONS

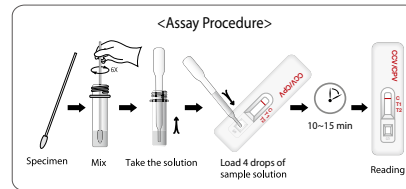
1. The presence of humidity may decrease the stability of the reagents.
2. Do not use the kit after the expiration date and do not freeze.
3. For in vitro diagnostic use only
4. Wear protective gloves while handling samples and wash hands thoroughly after the test
5. Dispose all the specimens and kits properly after test, in accordance with GLP.
6. Never use reagents from another kit.
7. Discard the Assay solution if it contaminated with bacteria or mold.

## SPECIMEN COLLECTION AND STORAGE

Specimen of this is canine fecal material(stool). And, it should be obtained and handled by methods for the sample collection. The feces specimens must be tested as soon early they are collected. If necessary, they may be stored at 2~8 °C for up to 48 hours. If longer storage is required, the sample may be frozen at -20 °C .

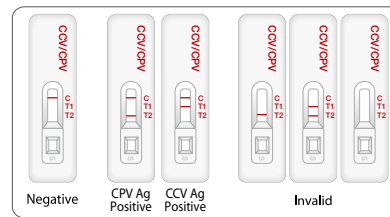
## TEST PROCEDURE

1. Place all specimens, test devices, and allow them to room temperature prior to testing (15~30 min).
2. Remove the test device from the sealed pouch, and place it on a clean and plain place.
3. Collect the feces specimens at 4 different points or directly take the specimens from the canine colon.
4. Insert and mix the swab with assay solution in a tube until the specimens has been dissolved. Then, discard the swab and repeat procedure for each sample.
5. Add 4 drops (approx. 120 μl) of the solution taken by the disposable dropper into the sample well.
6. Interpret the test result(s) within 10~15 minutes. Do not read after 15 minutes.



## INTERPRETATION OF THE RESULTS

1. Negative result : ONLY one band in the control line (C).
2. Positive result : Two bands are appeared in the test line (T) and control line(C).
3. Invalid result: If at 15 minutes, the red color band does not appear in the control line(C) , even if any shade of a pink-to-red test line(T) appears, the result is considered invalid. If the test is invalid, a new test should be performed with a new sample and a new test device.



## STORAGE & EXPIRATION

1. Asan Easy Test® CCV/CPV kit should be stored between 4 to 30 °C (39.2~86 °F) 4°C
2. Expiration date of this kit is 24 months after its manufacture date.

## LIMITATION OF THE TEST

Asan Easy Test® CCV/CPV is designed for primary screening test of canine coronavirus and canine parvovirus antigen. This kit can provide fast and easy way to get a result, but do not completely exclude the possibility of false positive or false negative result caused by various factors. So, refer to the result of this kit, please make a final decision with clinical manifestation, other test results, and veterinarian's view, collectively.



## ◎ 产品概述及原理

犬冠状、细小病毒是引起犬的肠炎及呕吐、水样性或血样性粪便、腹泻的病毒。本品不需要特别的仪器,用简便的方法能够快速诊断出存在于犬粪便中的冠状病毒(CCV) / 细小病毒(CPV)抗原的诊断试纸。

## ◎ 提供的材料

检测试纸条内包含以下材料:

1. 铝箔袋内装试纸板和干燥剂 :10份
2. 瓶装检体稀释液(1.0ml/瓶) :10个
3. 一次性滴管 :10个
4. 消毒棉签 :10个
5. 使用说明书 :1份

## ◎ 注意事项

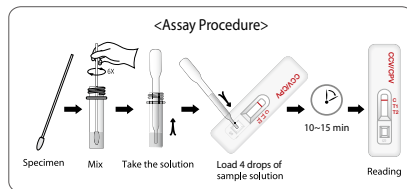
1. 试纸板对外界的温度和湿度都敏感,因此请于检测前15-30分钟内将试纸板放置于室温,且试纸板从铝箔袋中取出后请立即使用。
2. 请不要使用超过保质期的试纸,且禁止冷冻试剂盒。
3. 本试纸条为兽医专用,且仅用于体外检测。
4. 所有的待测样本都应该被视为潜在感染源,所以当处理样本时,请带好防护手套,检测后立即将手清洗干净。
5. 请按照实验室规定处理检测后的样本和试纸条。
6. 请勿混用不同批次的缓冲液,且禁止重复使用试纸板。
7. 禁止使用被细菌或霉菌污染的缓冲液。

## ◎ 样本采集及保存

本试纸条检测样本为犬新鲜粪便。并且需按样本采集方法进行操作。采集的新鲜粪便应尽快进行检测。如果不能立即进行检测,可在2-8℃下最长保存48小时,如果需要保存更长时间,请置于-20℃进行冷冻保存。

## ◎ 使用方法

1. 在开始检测前15-30分钟将试纸板和装有稀释液的样品管放置于室温。
2. 将装用试纸的密封袋撕开,取出试纸将其平放于干净、平整的地方。
3. 用试纸自带的棉棒在粪便样品的4个不同点取样或者直接从犬的肛门处直接取样。
4. 将棉棒插进样品管的稀释液里面充分混匀,将棉棒丢弃。
5. 用试纸自带的一次性滴管取3-4滴混合液(约100u1)加入到试纸的检测槽(S)内。
6. 与10-15分钟读取结果,切勿超过15分钟读取结果。



## ◎ 结果判断

本产品通过检测线与对照线是否出现色带来判断结果。无论检测样品中是否有冠状、细小病毒抗原,对照线(C)都会显色。如不显色要考虑到操作是否有误,或试剂是否存在问题,应使用新的检测试剂重新检测。由检测线1 (T1)是否显色,用来判断检测样品中是否含有冠状病毒抗原;检测线2 (T2)是否显色,用来判断检测样品中是否含有细小病毒抗原。

## 1) 阴性结果

对照线(C)显色,而检测线(T)不显色时判断为阴性。如图所示




## 2) 阳性结果

对照线(C)与检测线(T)都显色时判断为阳性。如图所示



## 3) 无效结果

对照线(C)与检测线(T)都不显色,或仅有检测线(T)显色,对照线(C)不显色时判断为无效结果。如图所示



- 要考虑到操作是否有误或试剂是否有问题,应重新检测。
- 检测样品中犬冠状/细小抗原的效价特别高时,检测线颜色深而对照线颜色浅,这时需要将检测样品稀释15倍后再检验,这样可以得到检测线(C)与对照线(T)都出现色带的正确结果。

## ◎ 保存及有效期

室温(4-30℃)密封保存,不可冷冻。生产日期起24个月有效。

## ◎ 检测的局限性

林特睿检™ CCV/CPV 检测试纸条是用来初步判断犬冠状病毒和细小病毒。本检测方法可以提供一个快速且简单的方法得到结果,但是不能完全排除由于各种因素造成的假阳性和假阴性。因此,本结果仅作参考,兽医需要结合临床症状和其他的检测结果综合判断来确诊。