



EXPLANATION OF THE TEST

Asan Easy Test® FIV Ab/FelV Ag is a chromatographic immunoassay kit for detection of the antibodies against feline immunodeficiency virus (FIV) and feline leukemia virus antigen using feline serum, plasma or whole blood.

The nitrocellulose membrane of the kit is immobilized with FIV antigen and FeLV antibody in test line and with anti-mouse antibodies in the control line. And also, FIV-specific antigen and FeLV-specific antibody is conjugated to the colloidal gold particles. This conjugate is placed on polyester conjugate pad. When the sample is dropped into the sample well on the device, the solubilized conjugate migrates with the sample by passive diffusion and both the conjugate and sample come into contact with the antibody that immobilized onto the nitrocellulose. If the sample contains FIV antibodies and/or FeLV antigens, the result are visible as red line within 10 minutes in the test lines on the membrane.

MATERIALS PROVIDED

Asan Easy Test® FIV Ab/FelV Ag contains following items to perform the assay.

1. Test device individually foil-pouched with a desiccant: 10units
2. Assay solution in bottle (4ml/vial): 1vial
3. Disposable capillary tube: 10units
4. EDTA Tube: 10units
5. Instruction manual for use: 1sheet

PRECAUTIONS

1. The presence of humidity may decrease the stability of the reagents.
2. Do not use the kit after the expiration date and do not freeze.
3. For veterinary use only.
4. Wear protective gloves while handling samples and wash hand thoroughly after the test.
5. Dispose all the specimens and kits properly after test, in accordance with GLP.
6. Never use reagents from another kit.
7. Discard the assay solution if it is contaminated with bacteria or mold.

SPECIMEN COLLECTION AND STORAGE

1. Specimen to be tested should be obtained and handled by standard methods for their collections.

A. Serum : Allow the blood to clot, then centrifuge to separate the serum.

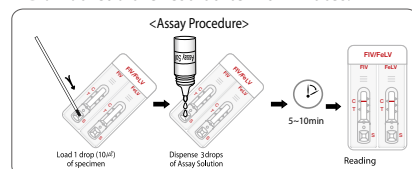
B. Plasma : Collect the whole blood into the tube contained anticoagulants such as heparin, citrate, or EDTA. Centrifuge the blood and separate the plasma.

C. Whole blood : Collect an anticoagulated blood sample in EDTA, heparin or citrate using standard clinical laboratory procedures. Anticoagulated whole blood samples should be tested within 24 hours of drawing. If delays are expected between sampling and testing, the sample should be stored refrigerated (2~8°C), but should not be frozen.

2. Serum and plasma should be tested as soon as they are prepared. If necessary, they may be stored at 2~8°C for up to 24 hours or at -20°C for longer periods.

TEST PROCEDURE

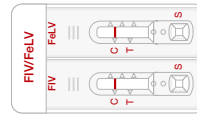
1. Place all specimens, test devices and Assay solution and allow them to room temperature prior to testing (15~30 min).
2. Prepare the test device as you need, and then mark the patients, ID onto the device. Please perform the test immediately after removing the device from foil pouch.
3. Load 1 drop (10µl) of specimen into the sample well (S).
4. Add 3 drops of assay solution into the sample well (S).
5. Interpret the testing result within 10 minutes. Do not read the result after 10 minutes.



INTERPRETATION OF THE TEST

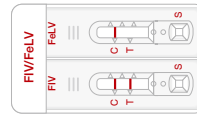
1. Negative Results:

The presence of only one red band (control band) within the result window on both of the FIV and FeLV test regions indicates a negative result.

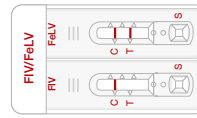


2. Positive Result:

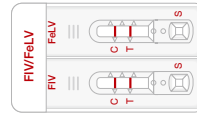
FIV positive result: The presence of two red bands ("T" and "C") within the result window on the FIV test region, and the presence of only one red band ("C") within the result window on the FeLV test region, regardless of which band appears first, indicates a positive result of FIV Ab.



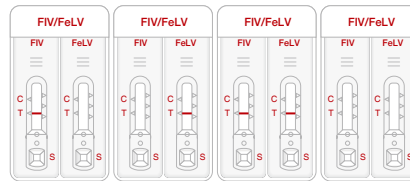
FeLV positive result: The presence of two red bands ("T" and "C") within the result window on the FeLV test region, and the presence of only one red band ("C") within the result window on the FIV test region, regardless of which band appears first, indicates a positive result of FeLV Ag.



FIV and FeLV positive result: The presence of two red bands ("T" and "C") within the result window on both of the FIV and FeLV test regions respectively, regardless of which band appears first, indicates a positive result of FIV Ab and FeLV Ag.



3. Invalid result: If at 10 minutes, the red color band does not appear in the control line (C), even if any shade of a pink-to-red test lines (T) appears, the result is considered invalid. If the test is invalid, a new test should be performed with a new sample and a new test device.



STORAGE & EXPIRATION

1. Asan Easy Test® FIV Ab/FelV Ag kit should be stored between 1 to 30°C (33.8-86°F).
2. Expiration date of this kit is 24 months after its manufacture date.

LIMITATION OF THE TEST

Asan Easy Test® FIV Ab/FelV Ag is designed for primary screening test of antibodies of feline immunodeficiency virus and/or antigen of feline leukemia virus infection. This kit can provide fast and easy way to get a very accurate result, but do not completely exclude the possibility of false positive or false negative result caused by various factors. So, refer to the result of this kit, please make a final decision with clinical manifestation, other test results, and veterinarian's view, collectively.