



## EXPLANATION OF THE TEST

The C-Reactive Protein (CRP) is synthesized by the liver and known as one of the classical acute-phase reactants and as a marker of inflammation. Its concentration increases rapidly and significantly during systemic inflammation and subsequently decreases quickly following the elimination of the source of inflammation. Therefore, observing CRP can be used as a good marker for identifying canine inflammation. Asan Easy Test® Canine CRP is a chromatographic immunoassay kit for detection of C-Reactive Protein (CRP) in canine serum, plasma or whole blood. A nitrocellulose membrane is immobilized with canine CRP antibody in the test line. Canine CRP antibody is conjugated to colloidal gold particles. This conjugate is placed on a polyester pad as a conjugate pad. When the device is loaded with assay buffer containing specimens, the solubilized conjugate migrates with the sample by passive diffusion and the CRP antibody-gold conjugate and CRP in the sample are firstly reacted. Then, the complex comes into contact with control line that it adsorbed onto the nitrocellulose. The result is visible within 10 minutes in the form of a red or purple line.

## MATERIALS PROVIDED

Asan Easy Test® Canine CRP contains the following components:

1. Test devices individually foil-pouched with a desiccant
2. Assay solution in tube (1 mL/tube): 10 units
3. EDTA Tube: 10 units
4. Disposable dropper: 10 units
5. 5 µL capillary pipette (for serum or plasma): 10 units
6. 10 µL capillary pipette (for whole blood): 10 units
7. Instruction manual for use: 1 sheet
8. Easy Test Color Index : 1 ea

## PRECAUTIONS

1. The presence of humidity may decrease the stability of the reagents.
2. Do not use the kit after the expiration date and do not freeze
3. For in vitro diagnostic use only
4. Wear protective gloves while handling samples and wash hands thoroughly after the test
5. Dispose all the specimens and kits properly after test, in accordance with GLP.
6. Never use reagents from another kit.
7. Discard the assay solution if it contaminated with bacteria or mold.

## SPECIMEN COLLECTION AND STORAGE

1. Specimen to be tested should be obtained and handled by standard methods for their collections.
  - A. Serum: Allow the blood to clot, then centrifuge to separate the serum.
  - B. Plasma: Collect the whole blood into the tube contained anticoagulants such as heparin, citrate, or EDTA. Centrifuge the blood and separate the plasma.
  - C. Whole blood: Collect an anticoagulated blood sample in EDTA, heparin or citrate using standard clinical laboratory procedures. Anticoagulated whole blood samples should be tested within 24 hours of drawing. If delays are expected between sampling and testing, the sample should be stored either on ice or refrigerated (2~8°C), but should not be frozen.
2. Whole blood specimen should be tested as soon as they are prepared. Serum and plasma specimens can be stored for long periods as frozen state.

## TEST PROCEDURE

1. Place all specimens, test devices, and allow them to room temperature prior to testing (15~30 min).
2. Remove the test device from the sealed pouch, and place it on a clean and plain place.
3. Using a capillary tube, add 10 µL of whole blood (5 µL for serum or plasma) sample into assay solution tube.
4. Re-cap the assay solution tube and mix thoroughly by inverting tube for a few seconds.
5. Using a dropper, add 3 drops (approx. 100 µL) of mixed sample into the sample well(s).
6. Interpret the test result at 10 minutes. Do not read the result after 10 minutes.











## INTERPRETATION OF THE TEST

### [Using EasyTest Color Index]

1. Compare the band color from test line with EasyTest Color Index.
2. Read the color score of the band.
3. Interpret the result with the below Interpretation Table.

Interpretation Table For EasyTest Color Index

Color Score	EasyTest Color Index	Interpretation	Con c. (ug/ml)
0	No band or trace	Negative	
1-1		Low	≤5
1-2		Moderate	10
2-1		High	
2-2		" "	
3-1		" "	25
3-2		" "	
4-1		" "	
4-2		" "	≥100

Invalid result: If at 10 minutes, the red color band does not appear in the control line (C), even if any shade of a pink-to-red test line (T) appears, the result is considered invalid. If the test is invalid, a new test should be performed with a new sample and a new test device.

## STORAGE & EXPIRATION

1. Asan Easy Test® Canine CRP kit should be stored between 1 to 30°C (33.8~86°F).
2. Expiration date of this kit is 24 months after its manufacture date.

