



EXPLANATION OF THE TEST

Panleukopenia due to feline parvovirus (FPV) is one of the most important infectious diseases of cats in the world. The clinical syndromes are gastroenteritis, manifested as diarrhea, emesis, anorexia, and abdominal tenderness. Asan Easy Test[®] FPV is a chromatographic immunoassay kit for rapid and qualitative detection of feline panleukopenia virus antigen in feline feces. The nitrocellulose membrane of the kit is immobilized with FPV-specific antibody in test line and with anti-mouse antibodies in the control line. And also, FPV-specific antibody is conjugated to the colloidal gold particles. This conjugate is placed on a polyester or glass fiber as conjugate pad. When the sample is dropped into the sample well on the device, the solubilized conjugate migrates with the sample by passive diffusion and both the conjugate and sample come into contact with the antibody that immobilized onto the nitrocellulose. If the sample contains FPV antigens, the result is visible as red line within 10 minutes in the test line on the membrane. The solution continues to migrate to encounter a control reagent that binds a control conjugate, thereby producing another red control line.

MATERIALS PROVIDED

Asan Easy Test[®] FPV contains the following components (10 Test/Kit)

1. Test device individually foil-pouched with a desiccant : 10 units
2. Assay solution in tube (1 mL/tube) : 10 units
3. Disposable dropper : 10 units
4. Sterilized swab : 10 units
5. Instruction manual for use : 1 sheet

PRECAUTIONS

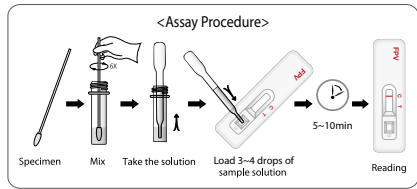
1. The presence of humidity may decrease the stability of the reagents. Thus, please carry out the test immediately after removing the device from the foil pouch.
2. Do not use the kit after the expiration date and do not freeze the kit.
3. For veterinary use only.
4. Wear protective gloves while handling samples and wash hands thoroughly after the test.
5. Dispose all the specimens and kits properly after test, in accordance with GLP.
6. Never use reagents from another kit.
7. Discard the Assay Solution if it is contaminated with bacteria or mold.

SPECIMEN COLLECTION AND STORAGE

Specimen of this test is feline fecal material (stool). And, it should be obtained and handled by standard methods for the sample collection. The feces specimens must be tested as soon as early they are collected. If necessary, they may be stored at 2-8°C for up to 48 hours. If longer storage is required, the sample may be frozen at -20°C.

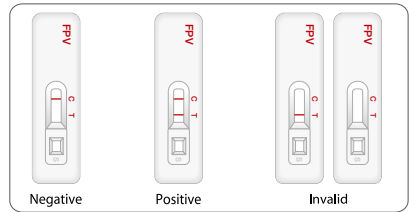
TEST PROCEDURE

1. Place all specimens, test devices, and allow them to room temperature prior to testing (15~30 min).
2. Remove the test device from the sealed pouch, and place it on a clean and plain place.
3. Collect the feces specimens at 4 different points or directly take the specimens from the canine colon.
4. Insert and mix the swab with assay solution in a tube until the specimens have been dissolved. Then, discard the swab and repeat procedure for each sample.
5. Add 3~4 drops (approx. 100 μL) of the solution taken by the disposable dropper into the sample well.
6. Within 10 minutes, interpret the test result(s). Do not read after 10 minutes.



INTERPRETATION OF THE TEST

1. Negative result : ONLY one band in the control line (C).
2. Positive result : Two bands are appeared in the test line (T) and control line (C)
3. Invalid result : If at 10 minutes, the red color band does not appear in the control line (C), even if any shade of a pink-to-red test line (T) appears, the result is considered invalid. If the test is invalid, a new test should be performed with a new sample and a new test device.



STORAGE & EXPIRATION

1. Asan Easy Test FPV kit should be stored between 1 to 30°C (33.8-86 °F).
2. Expiration date of this kit is 24 months after its manufacture date.

PERFORMANCE CHARACTERISTIC

Asan Easy Test[®] FPV is designed for primary screening test of feline parvovirus antigen. This kit can provide fast and easy way to get a result, but do not completely exclude the possibility of false positive or false negative result caused by various factors. So, refer to the result of this kit, please make a final decision with clinical manifestation, other test results, and veterinarian's view, collectively.



● 产品概述及原理

猫瘟病毒引起的泛白细胞减少症是常见的猫传染病之一。其临床症状有胃肠炎、腹泻、呕吐、食欲不振、腹部压痛等。林特睿检猫瘟病毒抗原快速诊断试纸是利用免疫层析法，快速地检测出猫粪便中的猫瘟病毒抗原。

检测原理：硝基纤维薄膜的检测线(T)上固定有FPV的特异性抗体。且胶体金颗粒中含有另一种FPV的特异性抗体。胶体金颗粒与检测样品中FPV抗原进行第一次反应，形成抗原-抗体复合物，随着抗原-抗体复合物以毛细作用向检测线(T)移动，与检测线(T)中另一种FPV的特异性抗体进行第二次抗原-抗体反应，并显示出紫红色，由此判断结果。

● 提供的材料

检测试纸条内包含以下材料：

1. 铝箔袋内装试纸板和干燥剂：10份
2. 瓶装检体稀释液(1.0ml/瓶)：10个
3. 一次性滴管：10个
4. 消毒棉签：10个
5. 使用说明书：1份

● 注意事项

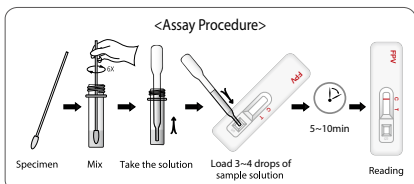
1. 仅供兽医诊断使用；
2. 为了得到最佳的结果，请严格按照使用说明来操作；
3. 所有的样品必须当作具有潜在传染性来处理；
4. 在使用试纸以前请不要随便打开；
5. 如果试纸的包装袋封口有损坏请不要使用；
6. 不要使用已用过的试纸；
7. 在反应之前所有的反应物必须处于室温状态；
8. 不要使用超过标签上有有效期的试纸；
9. 每一批试纸中的组分经过质量控制的测试，请不要混用不同批号的试剂；
10. 收集样品后必须立刻进行测试。

● 样本采集及保存

本试纸条检测样本为猫新鲜粪便。并且需按样本采集方法进行操作。采集的新鲜粪便应尽快进行检测。如果不能立即进行检测，可在2-8℃下最长保存48小时，如果需要保存更长时间，请置于-20℃进行冷冻保存。

● 使用方法

1. 用棉签在粪便的四个不同点取样或者用棉签直接在猫肛门处直接取样；
2. 使棉签上的样品和缓冲液充分混匀；
3. 打开包装取出试纸，将它平放于宽敞和干燥的表面上；
4. 使用提供的一次性滴管，吸取混匀的样品上清液；
5. 用滴管向样品孔中准确、连续的滴入3~4滴上清液(约100μl)；缓冲液必须准确地、缓慢地、一滴一滴地加入；
6. 当反应进行时、可看到紫红色的条带在试纸中间的反应窗中移动；
7. 5-10分钟内读取结果，10分钟后的结果视为无效；
8. 检测限：10HAU/mL



● 结果判断

本产品通过检测线与对照线是否显色，来判断结果。无论检测样品中有无FPV抗原对照线(C)都会显色，如不显色要考虑到操作是否有误，或产品是否存在问题，应使用新的检测试剂重新检测。检测线(T)是否显色，用来判断检测样品中是否含有FPV抗原。

1) 阴性结果

对照线(C)显色，而检测线(T)不显色时判断为阴性。如图所示



2) 阳性结果

对照线(C)与检测线(T)都显色时判断为阳性。如图所示



3) 无效结果

对照线(C)与检测线(T)都不显色，或仅有检测线(T)显色，对照线(C)不显色时判断为无效结果。如图所示



检测线(T)处紫红色线条的颜色深浅直接与检测物多少相关。当检测物含量很高时，检测线(T)处的线条可能在出现后，紫红色又慢慢变淡，甚至消失。这时建议将样品稀释10倍后再进行检测，紫红色线条就可以稳定了。

● 保存方法及有效期

室温(1-30℃)密封保存，不可冷冻。生产日期起24个月有效。

● 检测的局限性

林特睿检™FPV Ag检测试纸条是用来初步判断猫瘟病毒。本检测方法可以用一个快速且简单的方法得到结果，但是不能完全排除由于各种因素造成的假阳性和假阴性。因此，本结果仅作参考，兽医需要结合临床症状和其他的检测结果综合判断来确诊。