



## INTENDED USE

Feline Herpes virus (FHV) is a common causal agent of upper respiratory disease and eye inflammation in felines. Asan Easy Test<sup>®</sup> FHV is a chromatographic immunoassay kit for rapid and qualitative detection of herpes virus from in feline eye mucus and nasal discharge. Antigens of herpes virus in the specimens are allowed to react with the anti-FHV monoclonal antibody-coupled gold conjugate followed by reaction with another anti-FHV monoclonal antibodies immobilized in the test lines. The result is visible within 10 minutes in the form of a red or purple line on the test line (T) area of the device. The solution continues to migrate to encounter a control reagent that binds a control conjugate, thereby producing a second red line on the control line (C) area.

## MATERIALS PROVIDED

Asan Easy Test<sup>®</sup> FHV contains the following components (10Test/Kit)

1. Test device individually foil-pouched with a desiccant : 10units
2. Assay solution in tube (0.5ml/tube) : 10units
3. Sterilized swab : 10units
4. Disposable dropper : 10units
5. Instruction manual for use : 1sheet

## PRECAUTIONS

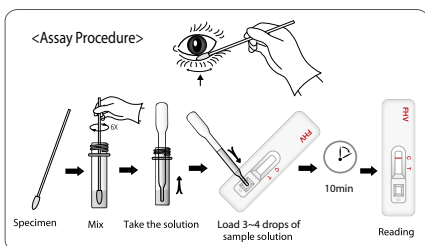
1. The presence of humidity may decrease the stability of the reagents.
2. Do not use the kit after the expiration date and do not freeze.
3. For *in vitro* diagnostic use only.
4. Wear protective gloves while handling samples and wash hands thoroughly after the test.
5. Dispose all the specimens and kits properly after test, in accordance with GLP.
6. Never use reagents from another kit.
7. Discard the assay solution if it contaminated with bacteria or mold.

## SPECIMEN COLLECTION AND STORAGE

1. The test should be performed using feline eye mucus infected with conjunctival fornix or nasal discharge.
2. Specimen to be tested should be obtained and handled by standard methods for the collection of body secretions.
3. After collecting the specimen using swab, all the specimens should be immediately extracted and tested. If necessary, they may be stored at 2 to 8°C for upto 2 days or at -20°C for longer periods

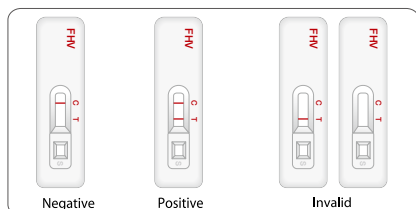
## TEST PROCEDURE

1. Place all specimens, test devices, and allow them to room temperature prior to testing (15~30 min).
2. Take a portion of specimen using the sterilized swab.
3. Insert the swab sample into the test tube, then swirl it at least 6 times while pressing the head against the bottom and side of the test tube.
4. Roll the swab head against the inside of the tube as you remove it. Dispose of the used swab in accordance with your biohazard waste disposal protocol.
5. Load 3~4 drops of the solution taken by the disposable dropper into the sample well(S).
6. Interpret the test result within 10 minutes. Do not read the result after 10 minutes.



## INTERPRETATION OF THE TEST

1. Negative result : ONLY one band in the control line (C).
2. Positive result : Two bands are appeared in the test line (T) and control line (C).
3. Invalid result : If at 10 minutes, the red color band does not appear in the control line (C), even if any shade of a pink-to-red test line (T) appears, the result is considered invalid. If the test is invalid, a new test should be performed with a new sample and a new test device.



## STORAGE & EXPIRATION

1. Asan Easy Test<sup>®</sup> FHV kit should be stored between 1 to 30°C (33.8~86°F).
2. Expiration date of this kit is 24 months after its manufacture date.



## PERFORMANCE CHARACTERISTIC

Asan Easy Test<sup>®</sup> FHV is designed for primary screening test of feline herpes virus antigen. This kit can provide fast and easy way to get a result, but do not completely exclude the possibility of false positive or false negative result caused by various factors. So, refer to the result of this kit, please make a final decision with clinical manifestation, other test results, and veterinarian's view, collectively.



## 产品概述及原理

猫疱疹病毒(FHV)是导致猫上呼吸道疾病及眼睛感染的主要病原。林特睿检猫疱疹病毒抗原快速检测试纸利用免疫层析法能够快速、定性的检测猫眼结膜穹窿内的猫疱疹病毒抗原。

检测原理:待检样本中的FHV抗原跟胶体金颗粒标记的抗FHV单克隆抗体进行第一次反应,形成抗原抗体复合物;随着抗原抗体复合物以毛细作用向检测线(T)移动,与硝基纤维膜的检测线上固定好的抗FHV单克隆抗体进行第二次抗原抗体反应,并呈现紫色,由此判断结果。

## 提供的材料

林特睿检猫疱疹病毒抗原快速检测试纸盒包含以下材料:

1. 铝箔袋内装检测试纸条和干燥剂。
2. 瓶装样本稀释液(0.5ml/管)。
3. 滴管。
4. 灭菌棉签。
5. 使用说明书。

## 注意事项

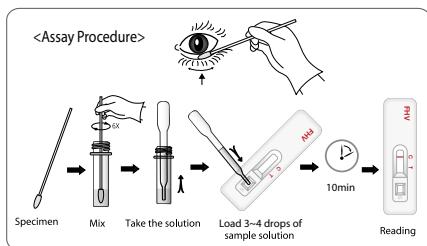
1. 湿度会影响产品的稳定性。
2. 请勿使用已过期试纸盒,且禁止冷冻试纸盒。
3. 仅供体外检测使用。
4. 处理样品时需配戴防护手套,检测完成后应彻底清洗双手。
5. 检测后请依照GLP要求正确处理样本及检测试纸。
6. 不得使用其它试纸盒中的稀释液。
7. 禁止使用被细菌或霉菌污染的稀释液。

## 样本采集及保存

1. 检测样品为猫眼睛内的粘液分泌物
2. 检测样品的采集与处理按照身体分泌物采样标准流程进行
3. 样品需在采集后尽快检测,如果不能立即检测,样品可在2-8℃冷藏条件下最长保存48小时;若需要更长时间保存,请置于-20℃以下冷冻保存。

## 检测方法

1. 在开始检测前15-30分钟,将试纸板和装有稀释液的样品管置于室温。
2. 用灭菌棉签采取样品。
3. 将含有样本的棉签插进样品管的稀释液里面,让棉签头部在稀释液内至少旋转6次,使样品与稀释液充分混匀。
4. 用棉签头部挤压样品管内壁,让样品尽可能留在样品管。然后按生物垃圾处理要求丢弃棉签。
5. 用试纸自带的一次性滴管取3-4滴以上混合液加入到试纸的加样孔内。
6. 请在10内读取结果。
7. 10分钟后的结果视为无效。



## 结果判断

本产品通过检测线与对照线是否显色来判断结果。无论检测样品中是否有FHV抗原,对照线(C)都会显色,如不显色要考虑操作是否有误,或产品是否存在问题,应使用新的检测试剂重新检测。检测线(T)是否显色,用来判断检测样品中是否含有FHV抗原。

## 1)阴性结果

对照线(C)显色,而检测线(T)不显色时判断为阴性。



## 2)阳性结果

对照线(C)与检测线(T)都显色时判断为阳性。



## 3)无效结果

对照线(C)不显色,无论检测线(T)是否显色,均判断为无效结果。



一 检测线(T)处紫红色线条的颜色深浅直接与检测物多少相关。当检测物含量很高时,检测线(T)处的线条可能在出现后,紫红色又慢慢变淡,甚至消失。这时建议将样品稀释10倍后再进行检测,紫红色线条就可以稳定了。

## 保存方法及有效期

1. 1-30℃ (33.8-86°F)密封保存。
2. 生产日期起24个月有效。

## 检测的局限

林特睿检猫疱疹病毒抗原快速检测试纸主要用于检测猫疱疹病毒抗原。本检测方法可以用一个快速且简单的方法得到结果,但是不能完全排除由于各种因素造成的假阳性和假阴性。因此,本结果仅作参考,兽医需要结合临床症状和其他的检测结果综合判断来确诊。